

WORKSHOP OVERVIEW | MONARCH MIGRATION MAP



Overview:

In this activity, students will practice their map interpretation skills. In their Change is Simple migration lesson, students learned about the disrupted migration patterns of monarch butterflies due to climate change and human impacts. Students will review the map they observed during their CiS lesson and answer a few map-guided questions.

Activity Duration: 30-40 minutes

ESSENTIAL QUESTIONS

- *What is changing monarch butterfly migration paths?*
- *How has monarch migration paths changed over time?*
- *What can we do to make sure more migrating monarch butterflies are reaching Mexico?*


MATERIALS NEEDED

- *Activity page*
- *Writing materials*
- *Coloring materials*




INSTRUCTIONS

1. Pass out the activity to students. Students can work individually or in partners.
2. Go over the instructions with the students. Students will color their migration map and then will answer a few questions related to different parts of the map.
3. Give students 20-30 minutes to work on their maps. It is recommended that students spend more time on the questions than on coloring the map.
4. Completed activities can be displayed in the classroom and/or brought home!

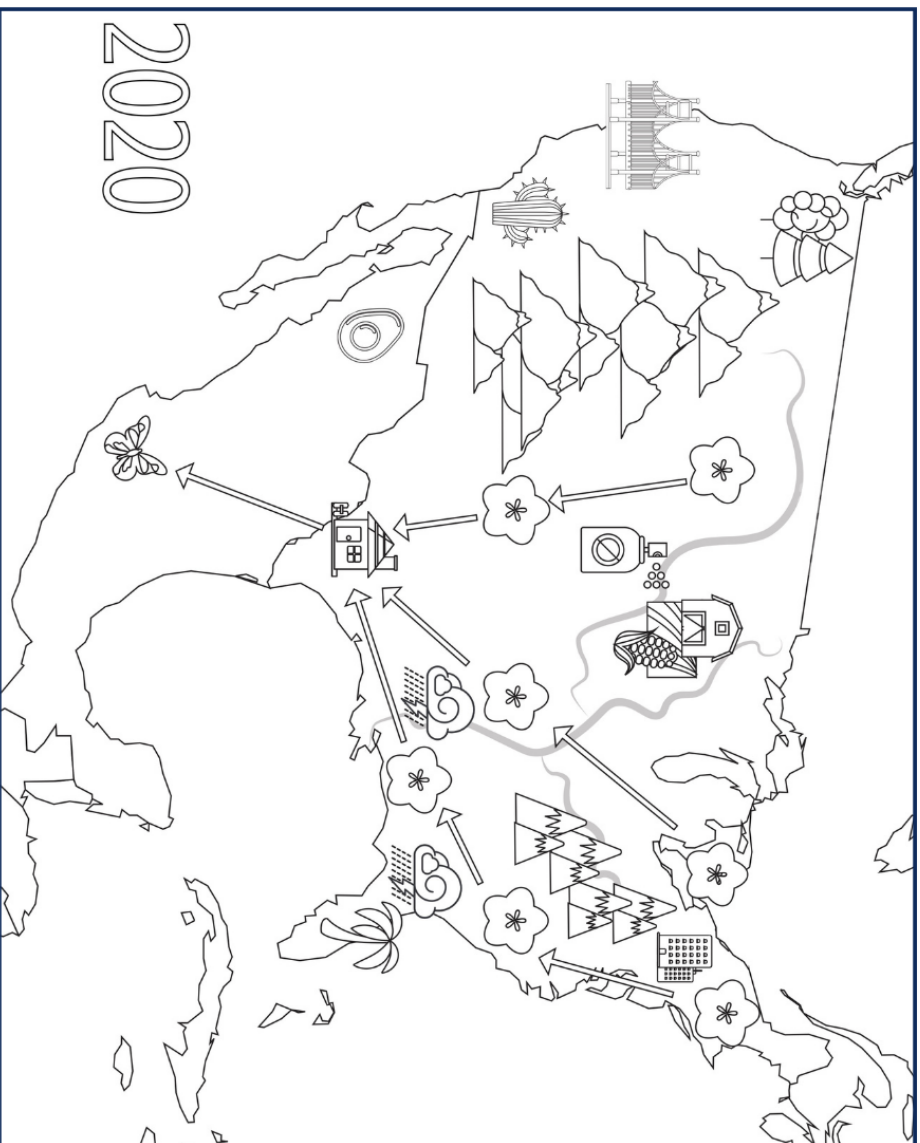




MONARCH MIGRATION MAP



Instructions: Color the map neatly and then use the map and what you remember from your Change is Simple lesson to answer the questions below!



1. Why do monarch butterflies need to migrate south for the winter?

2. Did you know that monarch butterflies cluster together at night when they rest?? Why do you think they do this?

3. At night, butterflies rest in trees. Why might clearing trees to build houses be harmful to the butterflies?
